

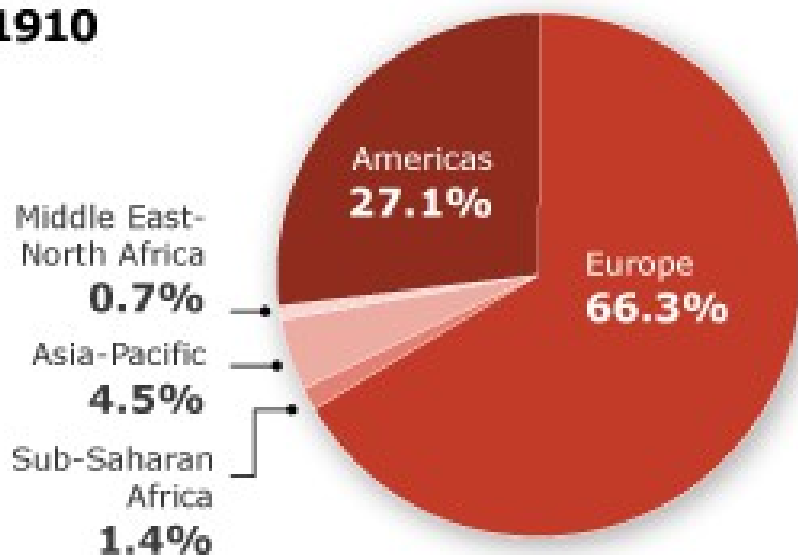
Modern Church History

The Global Church of the 20th Century

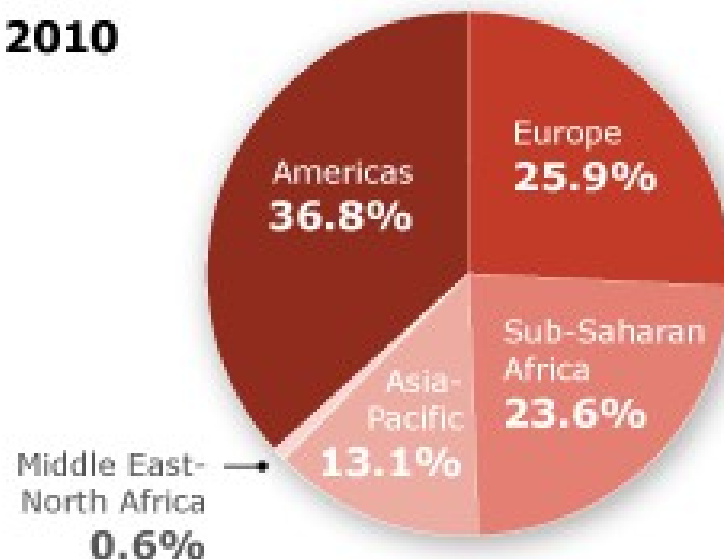
The Global Church

Regional Distribution of Christians

1910



2010



Figures for 1910 are from a Pew Forum analysis of data from the Center for the Study of Global Christianity. Percentages may not add to 100 due to rounding.

Pew Research Center's Forum on Religion & Public Life • *Global Christianity*, December 2011

The Global Church

10 Countries with the Largest Number of Christians

<i>Countries</i>	ESTIMATED 2010 CHRISTIAN POPULATION	PERCENTAGE OF POPULATION THAT IS CHRISTIAN	PERCENTAGE OF WORLD CHRISTIAN POPULATION
United States	246,780,000	79.5%	11.3%
Brazil	175,770,000	90.2	8.0
Mexico	107,780,000	95.0	4.9
Russia	105,220,000	73.6	4.8
Philippines	86,790,000	93.1	4.0
Nigeria	80,510,000	50.8	3.7
China	67,070,000	5.0	3.1
DR Congo	63,150,000	95.7	2.9
Germany	58,240,000	70.8	2.7
Ethiopia	52,580,000	63.4	2.4
Subtotal for the 10 Countries	1,043,880,000	40.4	47.8
Total for Rest of World	1,140,180,000	6.3	52.2
World Total	2,184,060,000	31.7	100.0

Population estimates are rounded to the ten thousands. Percentages are calculated from unrounded numbers. Figures may not add exactly due to rounding. See Appendix C for details on the range of estimates available for China.

Pew Research Center's Forum on Religion & Public Life • *Global Christianity*, December 2011

The Global Church

Christian Population by Global North/Global South, 1910

	ESTIMATED 1910 CHRISTIAN POPULATION	TOTAL WORLD POPULATION	PERCENTAGE OF POPULATION THAT WAS CHRISTIAN	PERCENTAGE OF WORLD CHRISTIAN POPULATION
Global North	502,900,000	580,210,000	86.7%	82.2%
Global South	108,910,000	1,178,200,000	9.2	17.8
World Total	611,810,000	1,758,410,000	34.8	100.0

Source: Pew Forum analysis of data from the Center for the Study of Global Christianity. For the purposes of this report, the Global North is comprised of North America, Europe, Australia, Japan and New Zealand. The rest of the world is considered the Global South. Population estimates are rounded to the ten thousands. Percentages are calculated from unrounded numbers. Figures may not add exactly due to rounding.

Pew Research Center's Forum on Religion & Public Life • *Global Christianity*, December 2011

Christian Population by Global North/Global South, 2010

	ESTIMATED 2010 CHRISTIAN POPULATION	TOTAL WORLD POPULATION	PERCENTAGE OF POPULATION THAT IS CHRISTIAN	PERCENTAGE OF WORLD CHRISTIAN POPULATION
Global North	856,360,000	1,240,250,000	69.0%	39.2%
Global South	1,327,700,000	5,655,640,000	23.5	60.8
World Total	2,184,060,000	6,895,890,000	31.7	100.0

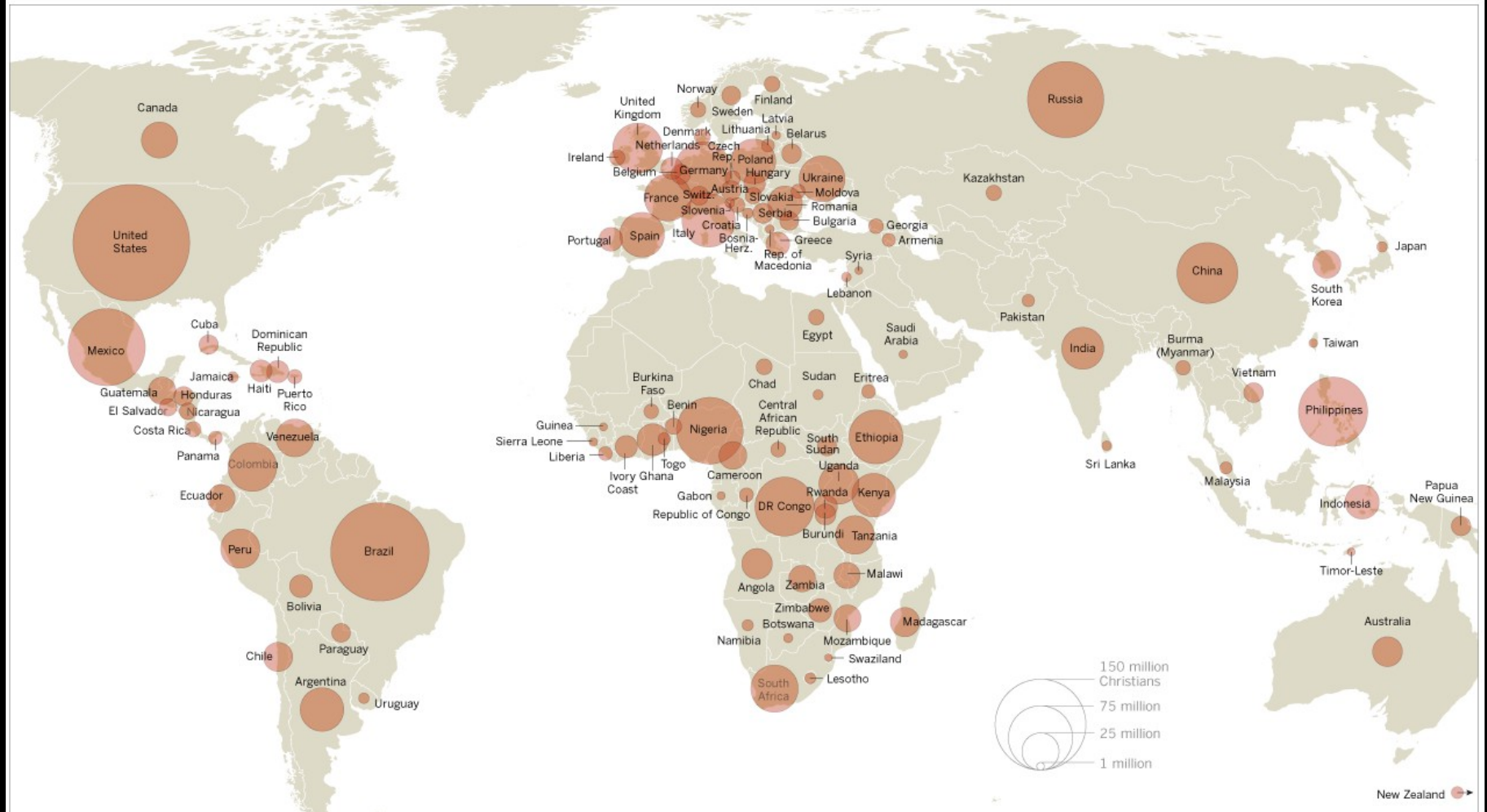
Source: World population estimates, United Nations. For the purposes of this report, the Global North is comprised of North America, Europe, Australia, Japan and New Zealand. The rest of the world is considered the Global South. Population estimates are rounded to the ten thousands. Percentages are calculated from unrounded numbers. Figures may not add exactly due to rounding.

Pew Research Center's Forum on Religion & Public Life • *Global Christianity*, December 2011

The Global Church

Estimated Distribution of Christian Population by Country and Territory in 2010

Only the 115 countries with more than 1 million Christians in 2010 are shown.



The Global Church



The Global Church

